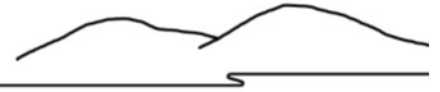


Esparto Community Services District

FINANCIAL STATEMENTS

AUDIT REPORT

June 30, 2018



February 20, 2019

Esparto Community Services District

Esparto, CA

INDEPENDENT AUDITOR'S REPORT

We have audited the accompanying financial statements of Esparto Community Services District as of and for the year-ended June 30, 2018, as listed in the Table of Contents.

Management's Responsibility for the Financial Statements

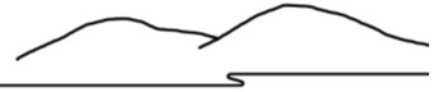
Management is responsible for the preparation and fair presentation of these financial statements in accordance with accounting principles generally accepted in the United States of America; this includes the design, implementation, and maintenance of internal control relevant to the preparation and fair presentation of financial statements that are free of material misstatement, whether due to fraud or error.

Auditor's Responsibility

Our responsibility is to express an opinion on these financial statements based on our audit. We conducted our audit in accordance with auditing standards generally accepted in the United States of America applicable to financial audits contained in Governmental Auditing Standards issued by the Comptroller General of the United States. Those standards require that we plan and perform the audit to obtain reasonable assurance about whether the financial statements are free of material misstatement.

An audit involves performing procedures to obtain audit evidence about the amounts and disclosures in the financial statements. The procedures selected depend on the auditor's judgment, including the assessment of the risks of material misstatement of the financial statements, whether due to fraud or error. In making those risk assessments, the auditor considers internal control relevant to the entity's preparation and fair presentation of the financial statements in order to design audit procedures that are appropriate in the circumstances, but not for the purpose of expressing an opinion on the effectiveness of the entity's internal control. Accordingly, we express no such opinion. An audit also includes evaluating the appropriateness of accounting policies used and the reasonableness of significant accounting estimates made by management, as well as evaluating the overall presentation of the financial statements.

We believe that our audit evidence we have obtained is sufficient and appropriate to provide a basis for our audit opinion.



Opinion

In our opinion, the financial statements referred to above present fairly, in all material respects, the financial position of Esparto Community Services District as of June 30, 2018, and the respective changes in financial position, and cash flows for the years then ended, in conformity with accounting principles generally accepted in the United States of America.

Other Matters

The District has not presented Management’s Discussion and Analysis or budgetary comparison information that accounting principles generally accepted in the United States of America require be presented to supplement the basic financial statements. Such information, although not a part of the basic financial statements, is required by the Governmental Accounting Standards Board who considers it to be an essential part of financial reporting for placing the financial statements in an appropriate operational, economic, or historical context.

Other Reporting Required by Government Auditing Standards

In accordance with Government Auditing Standards, we have also issued our report dated **February 20, 2019**, on our consideration of the Esparto Community Services District’s internal control over financial reporting and on our tests of its compliance with certain provisions of laws, regulations, contracts, and grant agreements and other matters. The purpose of that report is to describe the scope of our testing of internal control over financial reporting and compliance and the results of that testing, and not to provide an opinion on the internal control over financial reporting or on compliance. That report is an integral part of an audit performed in accordance with Government Auditing Standards and should be considered in assessing the results of our audit.


Zach Pehling, CPA

Esparto Community Services District

**Audit Report
June 30, 2018**

TABLE OF CONTENTS

	<u>Page</u>
Independent Auditor’s Report.....	1
Financial Statements	
Statement of Net Position.....	4
Statement of Activities.....	6
Statement of Revenues and Expenses.....	7
Statement of Cash Flows.....	8
Notes to Financial Statements.....	9
Supplemental Information	
Report on Compliance and on Internal Control Over Financial Reporting Based on an Audit of Financial Statements Performed in Accordance with <i>Government Auditing Standards</i>	27

Esparto Community Services District
Statement of Net Position
June 30, 2018

ASSETS:

Current Assets:

Funds on Deposit, County of Yolo	349,006
Reserved Funds for USDA	132,689
Restricted Funds on Deposit	899,634
Funds on Deposit, Bank	28,352
Prepays	718
Accounts Receivable	86,254

Total Current Assets	1,496,653
----------------------	-----------

Capital Assets:

Land	367,475
Buildings and Improvements	8,743,578
Construction-in-progress	-
Equipment	677,709
Less: Accumulated Depreciation	(2,931,344)

Total Capital Assets	6,857,418
----------------------	-----------

DEFERRED OUTFLOWS

GASB 68 DO	168,352
------------	---------

TOTAL DEFERRED OUTFLOWS	168,352
--------------------------------	----------------

TOTAL ASSETS & DEFERRED OUTFLOWS	8,522,423
---	------------------

LIABILITIES:

Current Liabilities:

Accounts Payable	146
Accrued Expenses	30,530
Unearned Revenue	264,578
Notes Payable - Current Portion	120,000

Total Current Liabilities	415,254
---------------------------	---------

Long-Term Liabilities:

OPEB	1,335,259
Net Pension Liability	263,828
Notes Payable	4,206,000

Total Long-Term Liabilities	5,805,087
-----------------------------	-----------

TOTAL LIABILITIES	6,220,341
--------------------------	------------------

DEFERRED INFLOWS

GASB 68 DI	7,016
GASB 75 DI	51,302
Deferred Service Credits	325,000

TOTAL DEFERRED INFLOWS	383,318
-------------------------------	----------------

The accompanying notes are an integral part of these financial statements.

Esparto Community Services District
Statement of Net Position
June 30, 2018

TOTAL LIABILITIES AND DEFERRED INFLOWS	<u>6,603,659</u>
 <u>NET POSITION</u>	
Net Investment in Capital Assets	2,531,418
Unrestricted	(1,644,977)
Restricted	<u>1,032,323</u>
TOTAL NET POSITION	<u>\$ 1,918,764</u>

The accompanying notes are an integral part of these financial statements.

Esparto Community Services District
Statement of Activities
For the Year-Ended
June 30, 2018

	<u>Expenses</u>	<u>Operating Revenues</u>	<u>Excess of Revenues/(Expenses)</u>
Lighting Service	\$ (24,361)	\$ 21,400	\$ (2,961)
Maintenance	(67,996)	-	(67,996)
Sewer Service	(620,739)	520,370	(100,370)
Water Service	(722,521)	989,370	266,849
General Revenues:			
Tax Revenue			95,703
Interest & Investment Earnings			14,489
Sale of Capital Assets			-
Total General Revenues			<u>110,192</u>
 NET CHANGE IN NET POSITION			 <u>205,714</u>
 NET POSITION, BEGINNING OF YEAR			 <u>2,872,617</u>
Prior-Period Adjustment GASB 75			<u>(1,159,567)</u>
 NET POSITION, END OF YEAR			 <u><u>\$ 1,918,764</u></u>

The accompanying notes are an integral part of these financial statements.

Esparto Community Services District
Statement of Revenues, Expenses & Change in Net Position
For the Year-Ended
June 30, 2018

	<u>Water</u>	<u>Sewer</u>	<u>Lighting</u>	<u>Maintenance</u>	<u>Total</u>
<u>OPERATING REVENUES:</u>					
Development Fees	\$ -	\$ -	\$ -	\$ -	\$ -
Charges for Service	736,831	472,720	21,400	-	1,230,951
Misc. Revenues	252,539	47,650	-	-	300,188
TOTAL OPERATING REVENUES	989,370	520,370	21,400	-	1,531,139
<u>OPERATING EXPENSES:</u>					
Depreciation	155,141	106,556	-	-	261,697
Insurance	9,378	9,378	-	2,000	20,756
Supplies	28,509	32,246	-	5,607	66,362
Salaries and Benefits	239,750	271,321	-	41,220	552,291
Professional Fees	24,751	64,062	-	717	89,530
Utilities	37,234	38,164	24,361	1,994	101,753
Maintenance	103,554	40,932	-	16,458	160,944
TOTAL OPERATING EXPENSES	598,317	562,659	24,361	67,996	1,253,333
OPERATING INCOME	391,053	(42,290)	(2,961)	(67,996)	277,806
<u>NON-OPERATING REVENUES/(EXPENSES):</u>					
Taxes & Intergovernmental	25,292	25,292	-	45,120	95,703
Sale of Capital Assets	-	-	-	-	-
Interest Income	5,220	9,269	-	-	14,489
Interest Expense	(124,204)	(58,080)	-	-	(182,284)
TOTAL NON-OPERATING REVENUES/(EXPENSES)	(93,693)	(23,520)	-	45,120	(72,092)
NET CHANGE IN NET POSITION	297,360	(65,809)	(2,961)	(22,876)	205,714
NET POSITION, BEGINNING OF YEAR	1,488,366	1,380,656	3,595	-	2,872,617
Prior-Period Adjustment (GASB 75)	(579,784)	(579,784)	-	-	(1,159,567)
NET POSITION, END OF YEAR	\$ 1,205,943	\$ 735,064	\$ 634	\$ (22,876)	\$ 1,918,764

Esparto Community Services District
Statement of Cash Flow
For the Year-Ended
June 30, 2018

	Water	Sewer	Lighting	Maintenance	Memorandum Only
<u>CASH FLOWS FROM OPERATING ACTIVITIES:</u>					
Cash Received from Development Fees	\$ -	\$ -	\$ -	\$ -	\$ -
Cash Received from Charges for Service	711,471	499,844	21,400	-	1,232,715
Cash Received from Misc Revenues	387	387	-	-	774
Deduct: Cash paid for Operating Expenses	(451,624)	(464,551)	(24,361)	(67,996)	(1,008,532)
NET CASH FLOWS FROM OPERATING ACTIVITIES	260,234	35,680	(2,961)	(67,996)	224,957
<u>CASH FLOWS FROM CAPITAL AND RELATED FINANCING ACTIVITIES</u>					
Interest Expense	(124,204)	(58,080)	-	-	(182,284)
Payment on Principle on Notes Payable	(70,000)	(23,000)	-	-	(93,000)
Sale of Capital Assets	-	-	-	-	-
Purchase of Capital Assets	(75,954)	(41,937)	-	-	(117,891)
NET CASH FLOWS FROM CAPITAL AND RELATED FINANCING ACTIVITIES	(270,158)	(123,017)	-	-	(393,175)
<u>CASH FLOWS FROM NONCAPITAL FINANCING ACTIVITIES</u>					
Property Tax Receipts	25,292	25,292	-	45,120	95,703
NET CASH FLOWS FROM NONCAPITAL FINANCING ACTIVITIES	25,292	25,292	-	45,120	95,703
<u>CASH FLOWS FROM INVESTING ACTIVITIES</u>					
Interest Receipts	5,220	9,269	-	-	14,489
NET CASH FLOWS FROM INVESTING ACTIVITIES	5,220	9,269	-	-	14,489
NET INCREASE (DECREASE) IN CASH	20,588	(52,777)	(2,961)	(22,876)	(58,026)
CASH, BEGINNING OF YEAR	907,515	556,597	3,595	-	1,467,707
CASH, END OF YEAR	\$ 928,103	\$ 503,821	\$ 634	\$ (22,876)	\$ 1,409,681

The accompanying notes to the financial statements are an integral part of this statement.

ESPARTO COMMUNITY SERVICE DISTRICT

Notes to Financial Statements

June 30, 2018

NOTE 1: SUMMARY OF SIGNIFICANT ACCOUNTING POLICIES

The financial statements of the Esparto Community Service District (the District) have been prepared in conformity with generally accepted accounting principles (GAAP) as applied to government units. The Governmental Accounting Standards Board (GASB) is the accepted standard-setting body for establishing governmental accounting and financial reporting principles. The more significant of the District's accounting policies are described below.

A. Description of the Reporting Entity

The District was established on August 18, 1969 to replace the Esparto Sanitary Service District and the Yolo Water Works District No. 1. The District operates under section 61000 et. seq. of the California State Government Code. The District is located in the western section of Yolo County, and provides water, sewer, waste disposal, and lighting service to the community of Esparto and surrounding areas.

The District is a governed entity administered by a Board of Directors (Board) that acts as the authoritative and legislative body of the entity. The Board is comprised of five board members who are elected by voters living within the District's boundaries. Elections are held within the Board to appoint the President. The President's responsibilities are to preside at all meetings of the Board; be the chief officer of the District; perform all duties commonly incident to the position of presiding officer of a board, commission, or business organization; and exercise supervision over the business of the District, its officers, and its employees.

The accompanying general-purpose financial statements comply with the provisions of GASB Statement No. 14, "*The Financial Reporting Entity*," in that the financial statements include all organizations, activities, and functions that comprise the District. Component units are legally separate entities for which the District (the primary entity) is financially accountable. Financial accountability is defined as the ability to appoint a voting majority of the organization's governing body and either (1) the District's ability to impose its will over the organization or (2) the potential that the organization will provide a financial benefit to, or impose a financial burden on, the District. Using these criteria, the District has no component units.

B. Basis of Accounting/Measurement Focus

The accounts of the District are organized on the basis of funds, each of which is considered a separate accounting entity. The operations of each fund are accounted for with a separate set of self-balancing accounts that comprise its assets, liabilities, fund equity, revenues, and expenditures or expenses, as appropriate. Governmental resources are allocated to and accounted for in individual funds based upon the purposes for which they are to be spent and the means by which spending activities are controlled.

C. Government-Wide Financial Statements

The District Government-Wide Financial Statements include a Statement of Net Position and a Statement of Activities and Changes in Net Position. These statements present summaries of Business-Type Activities for the District accompanied by a total column. These statements are presented on an "economic resources" measurement focus and the accrual basis of accounting. Accordingly, all of the District's assets/deferred inflows and liabilities/deferred outflows, including capital assets as well as infrastructure assets and long-term liabilities, are included in the accompanying Statement of Net Position. The Statement

ESPARTO COMMUNITY SERVICE DISTRICT

Notes to Financial Statements

June 30, 2018

of Activities presents changes in net position. Under the accrual basis of accounting, revenues are recognized in the period in which they are earned while expenses are recognized in the period in which the liability is incurred.

Certain eliminations have been made as prescribed by GASB Statement No. 34 in regards to interfund activities, payables and receivables. All internal balances in the Statement of Net Position have been eliminated except those representing balances between the governmental activities and the business-type activities, which are presented as internal balances and eliminated in the total primary government column. In the Statement of Activities, internal service fund transactions have been eliminated; however, those transactions between governmental and business-type activities have not been eliminated.

The statement of activities presents a comparison between direct expenses and program revenues for each function of the District's governmental activities demonstrating the degree to which the direct expenses of a given project are offset by project revenues. Direct expenses are those that are specifically associated with a program or function and therefore, are clearly identifiable to a particular function or segment.

Enterprise Funds – The enterprises funds are used to account for all the financial resources of the District. The enterprise fund balance is available to the District for any purpose, provided it is expended or transferred according to the general laws of California and the bylaws of the District. The District maintains separate funds for General (466), Development Fees (469), Loan requirements (470), and USDA repayment (473).

Exchange and Non-Exchange Transactions of Revenues – Revenue resulting from exchange transactions, in which each party gives and receives essentially equal value, is recorded on the accrual basis when the exchange takes place. Non-exchange transactions, in which the District receives value without directly giving value in return, include taxes and donations. Revenues are recognized when susceptible to accrual, when they become both measurable and available. Measurable means the amount of the transaction can be determined and available means collectible within the current period or soon enough thereafter to be used to pay liabilities of the current period. The District considers property taxes as available if they are collected within 60 days after year-end. The assessor of the County of Yolo determines the assessed valuations of such property and the tax collector of the County collects the taxes. On an accrual basis, revenue from grants and donations is recognized in the fiscal year in which all eligibility requirements have been satisfied. Eligibility requirements include timing requirements, which specify the year when the resources are required to be used or the fiscal year when use is first permitted, matching requirements, in which the District must provide local resources to be used for a specific purpose, and expenditure requirements, in which the resources are provided to the District on a reimbursement basis.

Expenses - On an accrual basis of accounting, expenses are recognized at the time they are incurred.

E. Funds on Deposit, County of Yolo and Bank

The District maintains its cash in a pool managed by the County of Yolo Treasury. The County Treasury, in turn, invests its cash with the State of California in the local agency investment fund as well as other banking institutions. The District does not own any specific identifiable investments in the pool. The risk of

ESPARTO COMMUNITY SERVICE DISTRICT

Notes to Financial Statements

June 30, 2018

loss is minimal. The district also has funds in a commercial bank for timely deposits, but ultimately all money is eventually deposited with the County.

As of June 30, 2018, the primary government had the following investments:

	<u>Fair Value</u>	<u>Rating</u>	<u>Rating Agency</u>
Cash in County Treasury	\$1,381,329	Unrated	NA
Cash in Local Bank	\$28,352	FDIC ins.	NA
Cash on Hand	<u>\$750</u>	Unrated	NA
Total Cash	\$ 1,409,681		

Interest rate risk. - The District does not currently have a policy regarding interest rate risk.

Credit risk. - The District does not have a formal policy regarding credit risk

Custodial credit risk. -The District's investment in the State and County Treasurer's investment pools represents a proportionate interest in the pool's portfolio; however, the District's portion is not identified with specific investments and is not subject to custodial credit risk. Cash in local bank is covered by federal depository insurance.

Concentration of credit risk. - The District does not have a policy for concentration of credit risk.

F. Accounts Receivable

Accounts receivable are recorded at their gross value, where appropriate are reduced by the portion that is considered uncollectable. Accounts receivable consists primarily of service fees that have been billed but not paid as of year-end. As collection history has previously shown an allowance for doubtful accounts has not been created.

G. Accounts Payable

On an accrual basis, expenses are recognized in the fiscal year in which the goods or services are received. Payables are liabilities of the District based upon current year charges for goods or services received but not paid.

H. Unearned Revenue

Developer Deposits are to be used for equipment and infrastructure improvements necessitated by the construction of new homes. The developer fees and related interest earnings are legally restricted and must be returned to the developers if not used or designated for a specific use within five years of receipt. Revenue is not recorded until the fees are actually spent by the District.

Developer Fees 6/30/17	\$ 516,730
Fees Collected	-
Capital Purchases	<u>(252,152)</u>
Developer Fees 6/30/18	<u>\$ 264,578</u>

ESPARTO COMMUNITY SERVICE DISTRICT

Notes to Financial Statements

June 30, 2018

I. Fixed Assets

Capital assets, which include property, plant, and equipment, infrastructure assets and intangible are reported in the applicable governmental -type activities columns in the government-wide financial statements. Capital assets are defined by the government as assets with an estimated useful life in excess of one year. Property, plant and equipment purchased or acquired is carried at historical cost or estimated historical cost. Donated or contributed capital assets are recorded at their estimated fair value on the date received.

The costs of normal maintenance and repairs are charged to operations as incurred. Improvements are capitalized and depreciated over the remaining useful lives of the related fixed assets, as applicable.

J. Long-Term Debt

All long-term liabilities to be repaid from the governmental resources are reported as liabilities in the government-wide statements. The long-term liabilities consist of mortgages, equipment leases and unfunded workmen's compensation liability.

The following is a summary of the long-term liability transactions for the year ended June 30, 2018:

	Balance at June 30, 2017	Additions	(Deletions)	Balance at June 30, 2018
USDA Water Loan	3,011,000	-	(70,000)	2,941,000
USDA Sewer Loan	1,408,000	-	(23,000)	1,385,000
Capital Leases	-	-	-	-
Total Long-Term Liabilities	\$ <u>4,419,000</u>	\$ <u>-</u>	\$ <u>(116,000)</u>	\$ <u>4,326,000</u>

ESPARTO COMMUNITY SERVICE DISTRICT

Notes to Financial Statements

June 30, 2018

	Water	Sewer			Water	Sewer
2018	70,000	23,000		2034	97,000	44,000
2019	72,000	24,000		2035	99,000	46,000
2020	73,000	25,000		2036	102,000	48,000
2021	75,000	26,000		2037	104,000	50,000
2022	76,000	27,000		2038	106,000	52,000
2023	78,000	29,000		2039	108,000	54,000
2024	79,000	30,000		2040	110,000	57,000
2025	81,000	31,000		2041	112,000	59,000
2026	83,000	32,000		2042	115,000	61,000
2027	84,000	34,000		2043	117,000	64,000
2028	86,000	35,000		2044	120,000	66,000
2029	88,000	36,000		2045	122,000	69,000
2030	90,000	38,000		2046	125,000	72,000
2031	92,000	39,000		2047	127,000	75,000
2032	94,000	41,000		2048	130,000	78,000
2033	96,000	43,000				

L. USDA Water Loan

In February of 2008 the District received a USDA Loan to construct expanded water facilities. The amount of the loan is not to exceed \$ 3,584,000. The first payment is due on February of 2009. The term of the loan is forty years. Interest will be paid at 4.125% per annum.

M. USDA Sewer Loan

In February of 2008 the District received a USDA Loan to construct expanded water facilities. The amount of the loan is not to exceed \$ 1,579,000. The first payment is due on February of 2009. The term of the loan is forty years. Interest will be paid at 4.125% per annum.

N. Accrued Expenses

The District allows its employees to accumulate up to 280 hours of vacation and sick leave. Any accumulated sick leave is paid-out to employees at their most recent rate of pay upon termination. The District records a liability for compensated absences based upon total accumulated vacation and sick leave hours.

O. Property Tax Revenue

Yolo County, through the Auditor-Controller's Office and the Treasury-Tax Collector, is responsible for collecting and distributing property taxes according to the alternative method of distributing known as the Teeter Plan. Under the Teeter Plan, the current year's secured property tax levy is distributed to participating agencies with the County without consideration of whether the tax has been collected.

ESPARTO COMMUNITY SERVICE DISTRICT

Notes to Financial Statements

June 30, 2018

P. Inventory, Materials, and Supplies

The inventory on hand at any time is small. Accordingly, purchases are charges directly to fixed assets or to maintenance costs, as applicable.

Q. Deferred Inflows – Deferred Service Credits

As part of the settlement agreement with Emerald Homes the District agreed to provide Emerald Homes with \$325,000 in future credits that can be used to offset Development Fees that are usually to be paid for new connections.

Q. Deferred Inflows and Outflows – GASB 68

Adoption of GASB 68 created deferred inflows and outflows that are to be amortized in future periods. See Note 3 for further information

S. Net Position

The District's net position represents the difference between its assets and liabilities in the statement of net position. Net position is reported as restricted when there are legal limitations imposed on their use by their source. Portions of the unreserved net assets or fund balance may be designated to indicate tentative plans for financial resources utilization in a future period, such as for general contingencies, purchase of capital assets, or debt service. Such plans or intent are subject to change and may never be legally authorized or result in expenditures.

T. Estimates

The preparation of financial statements in conformity with generally accepted accounting principles requires management to make estimates and assumptions that affect the amounts reported in the financial statements and accompanying notes. Actual results may differ from those estimates.

NOTE 2: RISK MANAGEMENT

The District is exposed to various risks of loss related to torts; damage to, and theft or destruction of assets; errors and omissions; injuries to employees; and natural disasters. During 2018, the District contracted with private insurance agencies for liability, property, crime damage, and employee and director insurances.

NOTE 3: DEFINED BENEFIT PENSION PLAN

Plan Description - The Esparto Community Service District's defined benefit pension plan provides retirement and disability benefits, annual cost-of-living adjustments, and death benefits to plan members and beneficiaries. The Esparto Community Service District's defined benefit pension plan is part if the Public Agency portion of the California Public Employees Retirement System (CalPERS), an agent multiple-employer plan administered by CalPERS, which acts as a common investment and administrative agent for participating public employers within the State of California. A menu of benefit provisions as well as other

ESPARTO COMMUNITY SERVICE DISTRICT

Notes to Financial Statements

June 30, 2018

requirements are established by the State statutes within the Public Employees' Retirement Law. The Esparto Community Service District selects optional benefit provisions from the benefit menu by contract with CalPERS and adopts the benefits through local ordinance (other local methods). CalPERS issued a separate comprehensive annual financial report. Copies of the CalPERS' annual financial report may be obtained from the CalPERS Executive Office - 400 P Street - Sacramento, CA 95814.

For purposes of measuring the net pension liability, deferred outflows of resources and deferred inflows of resources related to pensions, and pension expense, information about the fiduciary net position of the PERS and additions to/deductions from PERS' fiduciary net position have been determined on the same basis as they are reported by PERS. For this purpose, benefit payments (including refunds of employee contributions) are recognized when due and payable in accordance with the benefit terms. Investments are reported at fair value.

Summary of Significant Accounting Policies

For Purposes of Measuring the net pension liability, deferred outflows and inflows of resources related to pensions, and pension expense, information about the fiduciary net position and additions to/deductions from the fiduciary net position have been determined on the same basis as they are reported by the CalPERS Financial Office. For this Purpose, benefit payments (including refunds of employee contributions) are recognized when currently due and payable in accordance with the benefit terms. Investments are reported at fair value. CalPERS audited financial statements are publicly available reports that can be obtained at CalPERS' website under Forms and Publications.

GASB 68 requires that the reported results must pertain to liability and asset information within certain defined timeframes. For this report the following timeframes are used.

Validation Date (VD)	June 30, 2016
Measurement Date (MD)	June 30, 2017
Measurement Period (MP)	July 1, 2016 to June 30, 2017

ESPARTO COMMUNITY SERVICE DISTRICT

Notes to Financial Statements

June 30, 2018

The total pension liability was determined by rolling forward the total pension liability determined in the June 30, 2016, actuarial accounting valuation to June 30, 2017. The June 30, 2017, total pension liability was based on the following actuarial methods and assumptions:

Actuarial Cost Method	Entry Age Normal in accordance with the requirements of GASB Statement No. 68
Actuarial Assumptions	
Discount Rate	7.15%
Inflation	2.75%
Salary Increases	Varies by Entry Age and Service
Mortality Rate Table ¹	Derived using CalPERS' Membership Data for all Funds
Post Retirement Benefit Increase	Contract COLA up to 2.75% until Purchasing Power Protection Allowance Floor on Purchasing Power applies, 2.75% thereafter

¹ The mortality table used was developed based on CalPERS-specific data. The table includes 20 years of mortality improvements using Society of Actuaries Scale BB. For more details on this table, please refer to the April 2014 CalPERS Experience Study and Review of Actuarial Assumptions report (based on CalPERS demographic data from 1997 to 2011) available online at <https://www.calpers.ca.gov/docs/forms-publications/calpers-experience-study-2014.pdf>.

Other significant actuarial assumptions used in the June 30, 2016, valuations were based on the results of the actuarial experience study for the period from 1997 to 2011.

General Information about the Pension Plan

Plan Description, Benefits Provided and Employees Covered

The Plan is a cost-sharing multiple employer defined benefit pension plan administered by the California Public Employees' Retirement System (CalPERS). A full description of the pension plan benefit provisions, assumptions for funding purposes but not accounting purposes, and membership information is listed in the June 30, 2017 actuarial valuation report. This report is a publicly available valuation report that can be obtained at CalPERS' website under Forms and Publications.

Contribution Description

Section 20814(c) of the California Public Employees' Retirement Law (PERL) requires that the employer contribution rates for all public employers be determined on an annual basis by the actuary and shall be effective on the July 1 following notice of a change in the rate. The total plan contributions are determined through the CalPERS' annual actuarial valuation process. For Public agency cost-sharing plans covered by either the Miscellaneous or Safety risk pools, the Plan's actuarially determined rate is based on the estimated amount necessary to pay the Plan's allocated share of the risk pool's costs of benefits earned by the employees during the year, and any unfunded accrued liability. The employer is required to contribute the difference between the actuarially determined rate and the contribution rate of employees. Employer contributions rates may change if plan contracts are amended. It is the responsibility of the employer to make necessary accounting adjustments to reflect the impact due to any Employer Paid Member Contributions or situations where members are paying a portion of the employer contribution.

The long-term expected rate of return on pension plan investments was determined using a building-block method in which best-estimate ranges of expected future real rates of return (expected returns, net of pension plan investment expense and inflation) are developed for each major asset class.

ESPARTO COMMUNITY SERVICE DISTRICT

Notes to Financial Statements

June 30, 2018

In determining the long-term expected rate of return, staff took into account both short-term and long-term market return expectations as well as the expected pension fund cash flows. Such cash flows were developed assuming that both members and employers will make their required contributions on time and as scheduled in all future years. Using historical returns of all the funds' asset classes, expected compound (geometric) returns were calculated over the short-term (first 10 years) and the long-term (11-60 years) using a building block approach. Using the expected nominal returns for both short-term and long-term, the present value of benefits was calculated for each fund. The expected rate of return was set by calculating the single equivalent expected return that arrived at the same present value of benefits for cash flows as the one calculated using both short-term and long-term returns. The expected rate of return was then set equivalent to the single equivalent rate calculated above and rounded down to the nearest one quarter of one percent.

The table below reflects the long-term expected real rate of return by asset class. The rate of return was calculated using the capital market assumptions applied to determine the discount rate and asset allocation. These geometric rates of return are net of administrative expenses.

Asset Class	New Strategic Allocation	Real Return Years 1-10^(a)	Real Return Years 11+^(b)
Global Equity	47.0%	4.9%	5.38%
Global Fixed Income	19.0	0.8	2.27
Inflation Sensitive	6.0	0.6	1.39
Private Equity	12.0	6.6	6.63
Real Estate	11.0	2.8	5.21
Infrastructure and Forestland	3.0	3.9	5.36
Liquidity	2.0	(0.4)	(0.9)

^(a) **An expected inflation of 2.5% used for this period.**

^(b) **An expected inflation of 3.0% used for this period.**

Pension Plan Fiduciary Net Position

The plan fiduciary net position disclosed in your GASB 68 accounting valuation report may differ from the plan assets reported in your funding actuarial valuation report due to several reasons. First, for the accounting valuations, CalPERS must keep items such as deficiency reserves, fiduciary self-insurance and OPEB expense included in fiduciary net position. These amounts are excluded for rate setting purposes in your funding actuarial valuation. In addition, differences may result from early CAFR closing and final reconciled reserves.

Allocation of Net Pension Liability and Pension Expense to Individual Plans

A key aspect of GASB 68 pertaining to cost-sharing employers is the establishment of an approach to allocate the net pension liability and pension expense to the individual employers within the risk pool. Paragraph 49 of GASB 68 indicates that for pools where contribution rates within the pool are based on

ESPARTO COMMUNITY SERVICE DISTRICT

Notes to Financial Statements

June 30, 2018

separate relationships, the proportional allocation should reflect those relationships. The allocation method utilized by CalPERS determines the employer's share by reflecting these relationships through the plans they sponsor within the risk pool. Plan liability and asset-related information are used where available, and proportional allocations if individual plan amounts as of the valuation date are used where not available.

- (1) In determining a cost-sharing plans proportionate share, total amounts of liabilities and assets are first calculated for the Miscellaneous Risk Pool (risk pool) as a whole on the valuation date (2013). The risk pool's fiduciary net position (FNP) subtracted from its total pension liability (TPL) determines the net position liability (NPL) at the valuation date.
- (2) Using standard actuarial roll forward methods, the risk pool TPL is then computed at the measurement date (June 30, 2014). Risk Pool FNP at the measurement date is then subtracted from this number to compute the NPL for the risk pool at the measurement date.

Note: for purposes of FNP in this step (2) and any later reference thereto, the risk pool's FNP at the measurement date denotes the aggregate risk pool's FNP at June 30, 2014 less the sum of all additional side fund (or unfunded liability) contributions made by all employers during the measurement period (2013-14).

- (3) The individual plan's TPL, FNP and NPL are also calculated at the valuation date.
- (4) Two ratios are created by dividing the plan's individual TPL and FNP as of the valuation date from (3) by the amounts in step (1), the risk pool's total TPL and FNP, respectively.
- (5) The plan's TPL as of the Measurement Date is equal to the risk pool TPL generated in (2) multiplied by the TPL ratio generated in (4).

The plan's FNP as of the Measurement Date is equal to the FNP generated in (2) multiplied by the FNP ratio generated in (4) plus any additional side fund (or unfunded liability) contributions made by the employer on behalf of the plan during the measurement period.

- (6) The plan's NPL at the Measurement Date is the difference between the TPL and FNP calculated in (5). Please refer to the CalPERS Public Agency Cost-Sharing Allocation Methodology Report that can be obtained at CalPERS' website under the GASB 68 section, and see Appendix D of this report for the calculation of the plan's proportionate share of the TPL and FNP. The plan's proportion of aggregate employer contributions is equal to the plan's proportion of FNP calculated in (4).

Subsequent Events

There were no subsequent events that would materially affect the results presented in this disclosure.

Recognition of Gains and Losses

Under GASB 68, gains and losses related to changes in total pension liability and fiduciary net position are recognized in pension expense systematically over time.

The first amortized amounts are recognized in pension expense for the year gain or loss occurs. The remaining amounts are categorized as deferred outflows and deferred inflows of resources related to pension and are to be recognized in future pension expense.

ESPARTO COMMUNITY SERVICE DISTRICT

Notes to Financial Statements

June 30, 2018

The amortization period differs depending on the source of the gain or loss:

Difference between projected and actual earnings	5 year straight-line amortization
All other amounts	Straight-line amortization over the average expected remaining service lives of all members that are provided with benefits (active, inactive and retired) as of the beginning of the measurement period

The expected average remaining service lifetime (EARSL) is calculated by dividing the total future service years by the total number of participants (active, inactive and retired) in PERF C.

The EARSL for the 2013-14 measurement period is 3.8 years, which was obtained by dividing to total service years 460,700 (the sum of remaining service lifetimes of the active employees) by 122,789 (the total number of participants: active, inactive, and retired). Note that inactive employees are retirees have remaining service lifetimes equal to 0. Also, note that total future service is based on the members' probability of decrementing due to an event other than receiving a cash refund.

Pension Expense and Deferred Outflows and Deferred Inflows

For the measurement period ended June 30, 2017 (the measurement date), the Esparto Community Service District incurred a pension expense.

Amounts reported as deferred outflows and deferred inflows of resources related to pensions, other than the employer-specific item, will be recognized in future pension expense as follows:

ESPARTO COMMUNITY SERVICE DISTRICT

Notes to Financial Statements

June 30, 2018

Pension Expense as of June 30, 2018 95,644

At 6/30/2018, proportionate shares of Net Pension Liability/(Asset) by plan(s):

	Proportionate Share of Net Pension Liability/(Asset)
Miscellaneous	370,649
Safety	-
Total	370,649

Proportionate share of the Net Pension Liability/(Asset) for the Plan as of 6/30/2017 and 6/30/2018:

	<u>Miscellaneous</u>	<u>Safety</u>	<u>Total</u>
Proportion - June 30, 2017	0.00925%	0.00000%	0.00371%
Proportion - June 30, 2018	0.00940%	0.00000%	0.00374%
Change - Increase/(Decrease)	0.00015%	0.00000%	0.00002%

Note: Due to the nature of calculating proportionate share of the Net Pension Liability/(asset), total proportion for all employer plans will not equal the sum of the miscellaneous proportion % and the safety proportion %

Other deferred outflows of resources and deferred inflows of resources related to pensions will be recognized in pension expense as follows:

<u>Fiscal Year Ending June 30:</u>	<u>Miscellaneous</u>	<u>Safety</u>	<u>Total</u>
2019	\$ 40,300	\$ -	\$ 40,300
2020	46,647	-	46,647
2021	28,367	-	28,367
2022	(8,768)	-	(8,768)
2023	-	-	-
Thereafter	-	-	-
	<u>106,546</u>	<u>-</u>	<u>\$ 106,546</u>

Sensitivity of the Proportionate Share of the Net Pension Liability/(Asset) to Changes in the Discount Rate:

	<u>Discount Rate -1%</u>	<u>Current Discount Rate</u>	<u>Discount Rate +1%</u>
	<u>6.15%</u>	<u>7.15%</u>	<u>8.15%</u>
Employer's Net Pension Liability/(Asset) - Miscellaneous	585,884	370,649	192,387
Employer's Net Pension Liability/(Asset) - Safety	-	-	-
Employer's Net Pension Liability/(Asset) - Total	585,884	370,649	192,387

ESPARTO COMMUNITY SERVICE DISTRICT

Notes to Financial Statements

June 30, 2018

<u>MISC.</u>	<u>2018</u>	<u>2017</u>	<u>2016</u>
Proportion of the net pension liability	0.00977%	0.00925%	0.00940%
Proportionate share of the net pension liability	\$ 358,176	\$ 321,330	\$ 257,787
Covered - employee payroll - measurement period	\$ 279,449	\$ 269,342	\$ 259,978
Proportionate share of the net pension liability as a percentage of covered payroll	128.17%	119.30%	99.16%
Plan fiduciary net position as a percentage of the total pension liability	75.19%	76.43%	79.07%
	<u>2018</u>	<u>2017</u>	<u>2016</u>
Contractually required contribution (actuarially determined)	\$ 54,792	\$ 54,457	\$ 50,739
Contributions in relation to the actuarially determined contributions	54,792	43,457	50,739
Contribution deficiency (excess)	<u>\$ -</u>	<u>\$ 11,000</u>	<u>\$ -</u>
Covered - employee payroll - fiscal year	\$ 347,902	\$ 279,449	\$ 269,342
Contributions as a percentage of covered - employee payroll	15.75%	19.49%	18.84%
Notes to Schedule:			
Valuation date:	June 30, 2016	June 30, 2015	June 30, 2014

Methods and assumptions used to determine contribution rates:

Amortized method	Entry age normal
Remaining amortization period	Level percentage of payroll, closed
Asset valuation method	13 years 14 years
Inflation	5-year smoothed market
Salary increases	2.75% 2.75%
Investment rate of return	Varies by entry age and service
	1.50%, net of pension plan investment expense, including inflation

NOTE 4: POST RETIREMENT BENEFITS:

In addition to the pension benefits described in Note 3, Employees' Retirement Plan, the District provides medical insurance to retired employees. The scope of the benefits provided depends on the memorandum of understanding between the District and the employees.

Plan Description

The District provides contributions for post retirement health to retired employees. The scope of the benefits provided is currently \$675 per month for employee, \$1,000 for employee and one family member, and \$1,260 for employee and two family members. The employee must have worked a minimum of 10 years with the District and retire after age 50 in order to qualify for medical benefits.

Current Accounting and Funding Policy of the Plan

The District finances the plan on a pay-as-you-go basis and the expenditures for post-retirement benefits other than pension benefits are recognized as payments are made. During the year ended June 30, 2018, expenditures of approximately \$12,000 were paid for post-employment benefits other than pension benefit.

ESPARTO COMMUNITY SERVICE DISTRICT

Notes to Financial Statements

June 30, 2018

2018

Total OPEB Liability

Service cost	\$67,565
Interest	48,687
Change of benefit terms	0
Differences between expected and actual experience	0
Changes of assumptions	(56,825)
Benefit payments	<u>(32,826)</u>
Net change in Total OPEB Liability	\$26,601
Total OPEB Liability – beginning (a)	\$1,308,658
Total OPEB Liability – ending (b)	\$1,335,259

Plan Fiduciary Net Position

Contributions – employer	\$32,826
Contributions – employee	0
Net investment income	0
Benefit payments	(32,826)
Administrative expense	0
Other	<u>0</u>
Net change in Plan Fiduciary Net Position	\$0
Plan Fiduciary Net Position – beginning (c)	\$0
Plan Fiduciary Net Position – ending (d)	\$0

Net OPEB Liability - beginning (a) – (c)	\$1,308,658
Net OPEB Liability – ending (b) – (d)	\$1,335,259

ESPARTO COMMUNITY SERVICE DISTRICT

Notes to Financial Statements

June 30, 2018

Amounts reported as deferred outflows of resources and deferred inflows of resources related to OPEB will be recognized in OPEB expense as follows:

Fiscal Year Ended June 30	Recognized Deferred Outflows/(Inflows) of Resources
2020	(\$5,533)
2021	(5,533)
2022	(5,533)
2023	(5,533)
2024	(5,533)
Thereafter	<u>(23,627)</u>
Total Deferred Resources:	(\$51,292)

Actuarial valuations of an ongoing plan involve estimates of the value of reported amounts and assumptions about the probability of occurrence of events in the future. The actuarial assumptions included (a) Demographic assumptions affected by mortality, turnover, disability, and retirement.

Projection of benefits for financial reporting purposes are based on the substantive plan (the plan as understood by the employer and plan members) and include the types of benefits provided at the time of each valuation and the historical pattern on sharing benefit costs between employer and plan members to that point. The actuarial methods and assumptions used include techniques that are designed to reduce the effects of short-term volatility in actuarial accrued liabilities and the actuarial value of assets, consistent with the long term perspective on the calculations.

ESPARTO COMMUNITY SERVICE DISTRICT

Notes to Financial Statements

June 30, 2018

Actuarial Cost Method	Entry Age Normal An actuarial cost method under which the Actuarial Present Value of the Projected Benefits of each individual included in the valuation is allocated on a level basis over the earnings or service of the individual between entry age and assumed exit age(s). The portion of this Actuarial Present Value allocated to a valuation year is called the Normal Cost.
Amortization Methodology	We used straight-line amortization. For assumption changes and experience gains/losses, we assumed Average Future Working Lifetime, averages over all actives and retirees (retirees are assumed to have no future working years). For asset gains and losses, we assumed 5 years.
Financial and Census Data	The District provided the participant data, financial information and plan descriptions used in this valuation. The actuary has checked the data for reasonableness, but has not independently audited the data. The actuary has no reason to believe the data is not complete and accurate, and knows of no further information that is essential to the preparation of the actuarial valuation.
Plan Fiduciary Net Position	Market value of assets as of the measurement date
Valuation Date	June 30, 2018
Measurement Date	June 30, 2018
Prior Measurement Date	Liabilities as of June 30, 2017, the prior measurement date, were developed by using actuarial techniques to roll back the liabilities as of the end of the year by adjusted for expected benefits earned, expected benefits paid, and interest.
Funding Policy	Pay-as-you-go funding.

NOTE 5: USE OF RESTRICTED/UNRESTRICTED NET POSITION

When an expense is incurred for purposes for which both restricted and unrestricted net position is available, the District's policy is to apply restricted net position first.

ESPARTO COMMUNITY SERVICE DISTRICT

Notes to Financial Statements

June 30, 2018

NOTE 6: CONTIGENCIES

As of June 30, 2018, the District is involved in a lawsuit arising in the ordinary course of operations. In the opinion of management and the District's attorney, the outcome of these legal matters will not have a material adverse effect on the District's financial position.

NOTE 7: PRIOR-PERIOD ADJUSTMENT

During the Fiscal-year the District adopted GASB 75 to report the actuarially accrued liability for Post-employment healthcare. This required a prior-period adjustment to allow for beginning balances for OPEB.

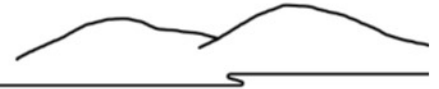
NOTE 8: SUBSEQUENT EVENTS

The District's management has evaluated events and transactions subsequent to June 30, 2018 for potential recognition or disclosure in the financial statements. Subsequent events have been evaluated through **February 20, 2019**, the date the financial statements became available to be issued. The entity has not evaluated subsequent events after **February 20, 2019**.

Esparto Community Services District

Supplemental Information

June 30, 2018



February 20, 2019

Board of Directors
Esparto Community Services District

Esparto, CA

INDEPENDENT REPORT ON INTERNAL CONTROL OVER FINANCIAL REPORTING AND ON COMPLIANCE AND OTHER MATTERS BASED ON AN AUDIT OF FINANCIAL STATEMENTS PERFORMED IN ACCORDANCE WITH GOVERNMENT AUDITING STANDARDS

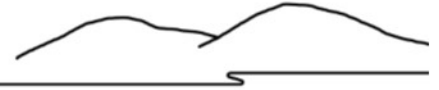
We have audited the financial statements of Esparto Community Services District as of and for the year ended June 30, 2018, and have issued our report thereon dated **February 20, 2019**. We conducted our audit in accordance with auditing standards generally accepted in the United States of America and the standards applicable to financial audits contained in *Government Auditing Standards*, issued by the Comptroller General of the United States.

Internal Control Over Financial Reporting

Management of Esparto Community Services District is responsible for establishing and maintaining effective internal control over financial reporting. In planning and performing our audit, we considered Esparto Community Services District's internal control over financial reporting as a basis for designing our auditing procedures for the purpose of expressing our opinion on the financial statements, but not for the purpose of expressing an opinion on the effectiveness of Esparto Community Services District's internal control over financial reporting. Accordingly, we do not express an opinion on the effectiveness of the Organization's internal control over financial reporting.

A deficiency in internal control exists when the design or operation of a control does not allow management or employees, in the normal course of performing their assigned functions, to prevent, or detect and correct misstatements on a timely basis. A material weakness is a deficiency, or a combination of deficiencies, in internal controls such there is a reasonable possibility that a material misstatement of the entity's financial statements will not be prevented, or detected and corrected on a timely basis.

Our consideration of the internal controls over financial reporting was for the limited purpose described in the first paragraph of this section and was designed to identify all deficiencies in internal control over financial reporting that might be deficiencies, significant deficiencies, or material weaknesses. We did not identify any deficiencies in internal control over financial reporting that we consider to be material weaknesses as defined above.



**INDEPENDENT REPORT ON INTERNAL CONTROL OVER FINANCIAL REPORTING AND ON
COMPLIANCE AND OTHER MATTERS BASED ON AN AUDIT OF FINANCIAL STATEMENTS
PERFORMED IN ACCORDANCE WITH GOVERNMENT AUDITING STANDARDS**
(continued)

Compliance and Other Matters

As part of obtaining reasonable assurance about whether Esparto Community Services District's general-purpose financial statements are free of material misstatement, we performed tests of its compliance with certain provisions of laws, regulations, contracts and grants, noncompliance with which could have a direct and material effect on the determination of financial statement amounts. However, providing an opinion on compliance with those provisions was not an objective of our audit, and accordingly, we do not express such an opinion. The results of our tests disclosed no instances of noncompliance that are required to be reported under *Government Auditing Standards*.

This report is intended solely for the information and use of the audit committee, management, others within the organization, and pass-through entities and is not intended to be and should not be used by anyone other than these specified parties.

Zach Pehling, CPA